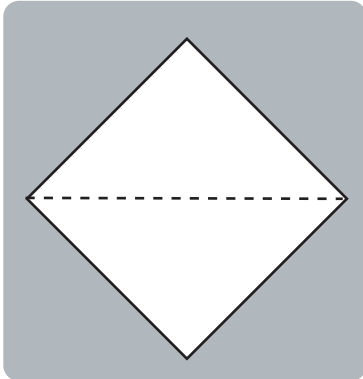




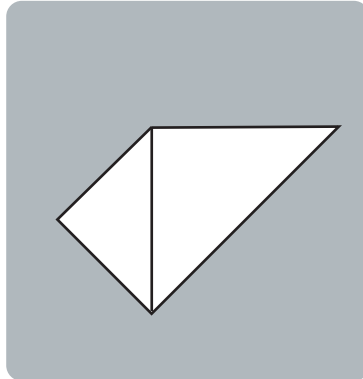
A PROUD
BRAND OF




DECORATE THE TABLE EXPLODING ENVELOPE




Step 1: Start with an open Dinu napkin. Finished side facing down. Fold the diamond into a triangle.



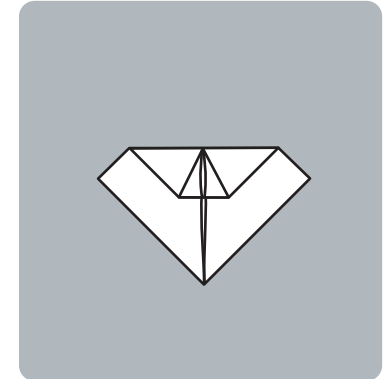
Step 2: Fold the left point down to the middle.



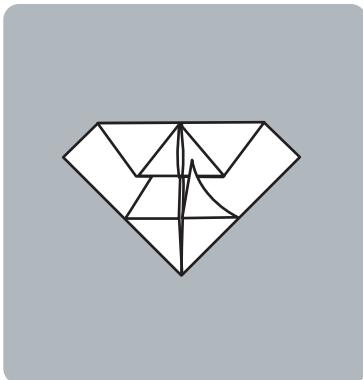
Step 3: Fold the right point down to the middle forming a diamond.



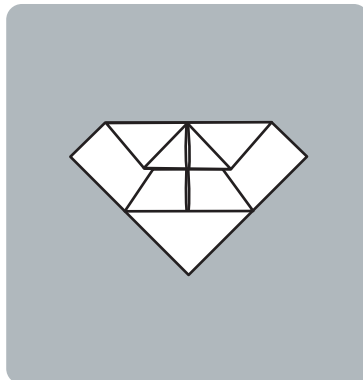
Step 4: Fold the top point down, leave about 5cm of the bottom layer showing.



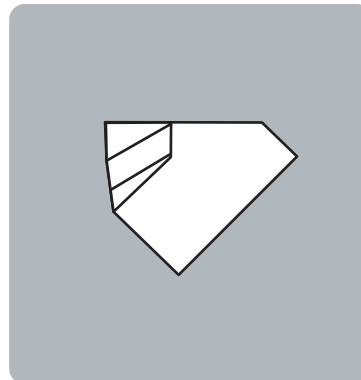
Step 5: Fold the top layer up to meet the top edge.



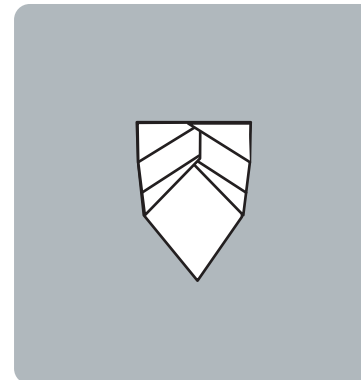
Step 6: Fold the left and right point of the next layer up and tuck it under the first fold.



Step 7: Fold the top layer down, tuck it under the previous layer. Leave a small band showing.



Step 8: Flip napkin over. Fold the right and left points in, using one third of the napkin.



Step 9: Tuck the one side into the other side. Flip napkin over & rotate.

