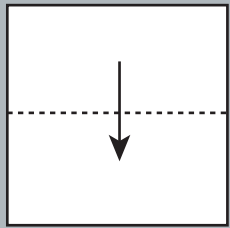




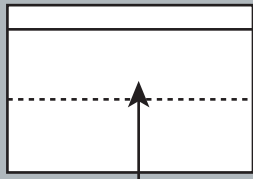
A PROUD
BRAND OF



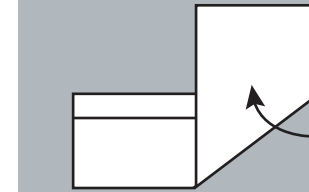
DECORATE THE TABLE HEART



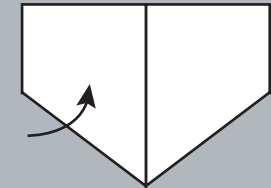
Step 1: Start with a flat, open Dinu napkin. Fold the napkin in half to form a rectangle.



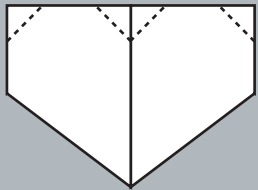
Step 2: Fold in half again, bring the bottom edge up, just short of the top.



Step 3: Fold the right side up to the middle.



Step 4: Fold the left side up to the middle.



Step 5: Fold each of the top 4 corners down so that you make 4 small triangles.

