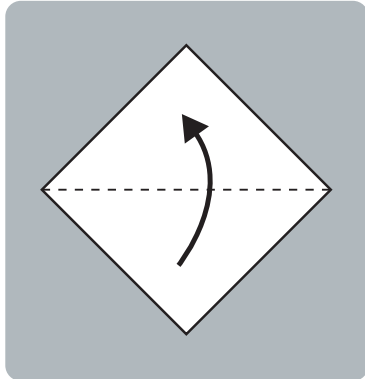




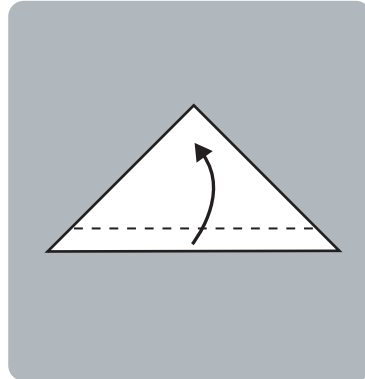
A PROUD
BRAND OF



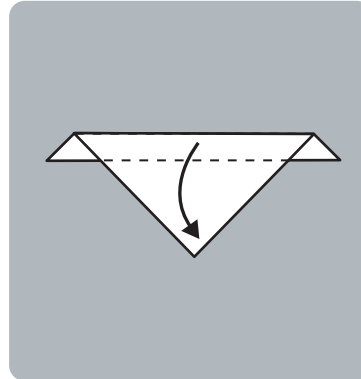
DECORATE THE TABLE LEAF



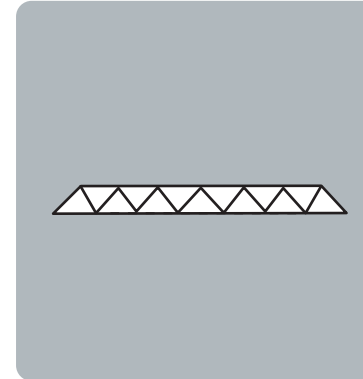
Step 1: Start with a flat, open Dinu napkin. Rotate it into a diamond shape. Fold into triangle.



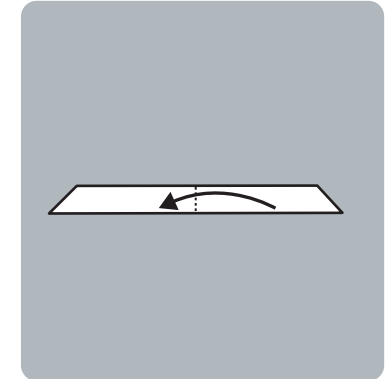
Step 2: Fold a section of about 2 cm up towards the point.



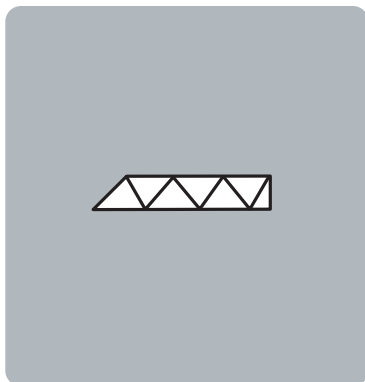
Step 3: Flip the napkin over, point facing towards you. Fold 2 cm section down.




Step 4: Repeat steps 2 & 3 until the napkin is completely folded.



Step 5: Turn napkin over. Fold in half on dotted line.



Step 6: Flatten folded napkin. Make sure the edges are neat & sharp.



Step 7: Open the napkin. Keep the middle edges together. Press the base down tightly.

