




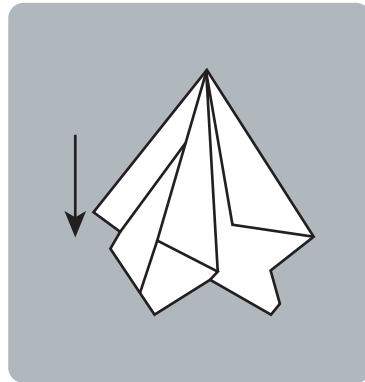
A PROUD
BRAND OF



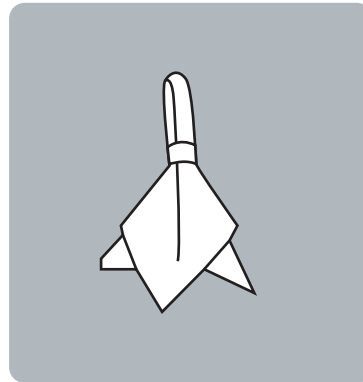
DECORATE THE TABLE NAPKIN RING



Step 1: Start with a flat, open Dinu napkin. Face up. Grasp the centre point.



Step 2: Holding the centre, let the points fall into folds. Tug lightly at the edges to form.



Step 3: Insert into napkin ring of choice.

