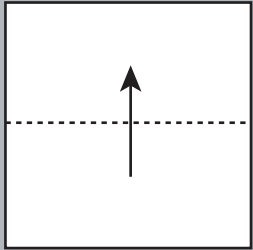




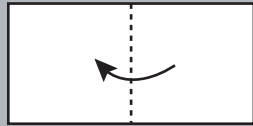
A PROUD  
BRAND OF



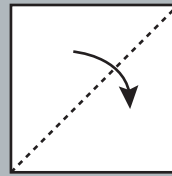
## DECORATE THE TABLE SILVERWARE POUCH



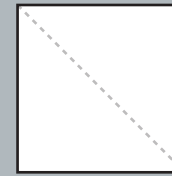
Step 1: Start with a flat, open Dinu napkin. Fold the bottom half up towards the top edge.



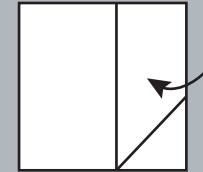
Step 2: Fold in half to the left so that the open edges are at the top.



Step 3: Fold the top layer in half diagonally, down and to the right.



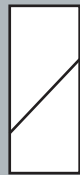
Step 4: Turn the napkin over (the open corner facing away & to the right).



Step 5: Fold the right side back about 1/3 of the way & press it down.



Step 6: Fold the left side back & tuck it into the pocket (bottom right).



Step 7: Flip it over & straighten it up.