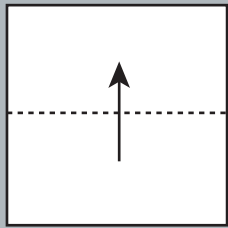




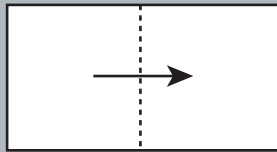
A PROUD
BRAND OF



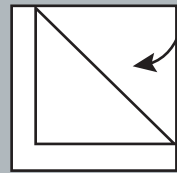
DECORATE THE TABLE TAILORED FOLD



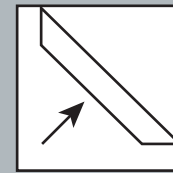
Step 1: Start with a flat, open Dinu napkin. Fold in half.



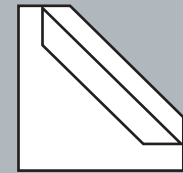
Step 2: Fold in half again to make 4 quarters. Open edges facing the top and right side.



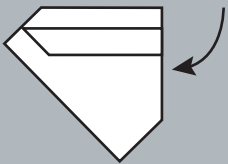
Step 3: Take 2 of the 4 corners & fold them down at an angle.



Step 4: Roll or fold the layers underneath.



Step 5: Fold the other 2 corners to the back, a little above the first fold.



Step 6: Fold the right pointed side towards the back. Repeat with the left side.

