




A PROUD
BRAND OF

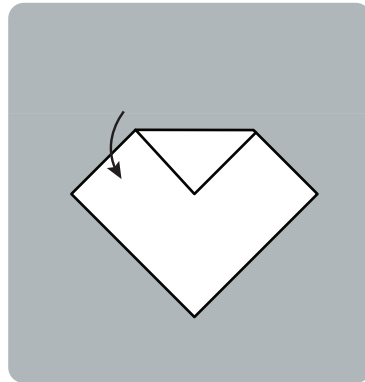


DECORATE THE TABLE


LOTUS



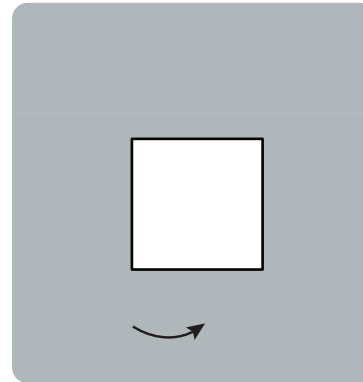
Step 1: Start with a flat, open Dinu napkin.



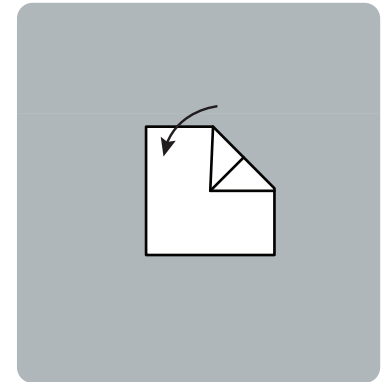
Step 2: Fold each corner down towards the center.



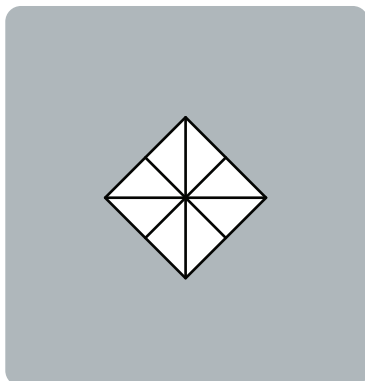
Step 3: Your napkin should look like this.



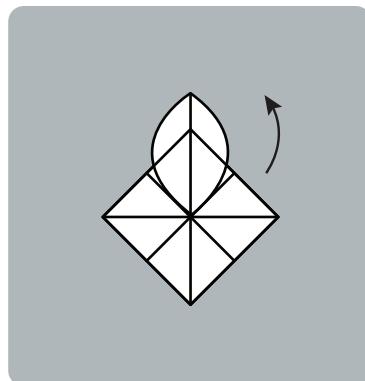
Step 4: Turn the napkin over.



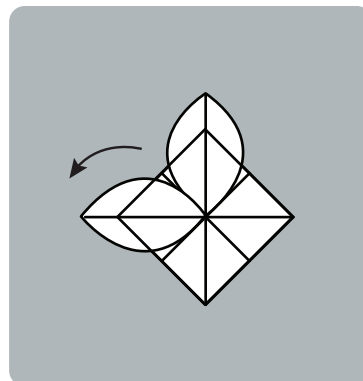
Step 5: Fold each corner down toward the center.




Step 6: Your napkin should look like this.




Step 7: Reach under each corner and gently pull the loose section out and up to form the leaf.



Step 8: Crease the corner tip of each leaf to add dimension.



Step 7: Repeat for each leaf (x4)



Step 8: Your napkin should look like this. Optional: Add an embellishment to the center.